

## How to Change the Way Unread Messages are Highlighted in Outlook

By default, Outlook highlights unread messages in your Inbox with a bold font. You can change this by changing the color, font size, or even apply a completely different font.

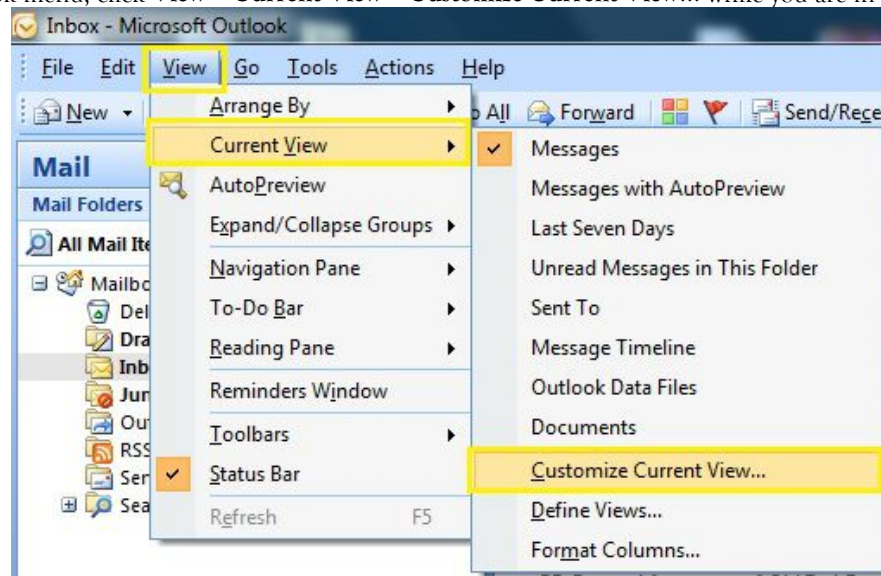
[Click here](#) to learn how to change the way unread mail is highlighted in Outlook.



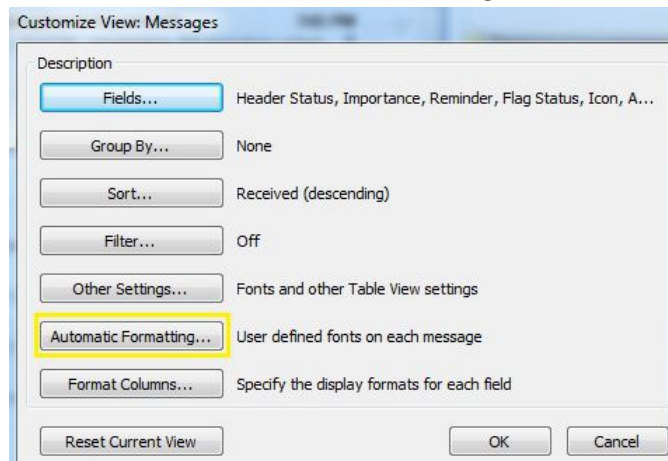
Prepared by Information Security and IT Governance Division of ICT.  
Productivl.T.y showcases tips & tricks on various office and branch applications.

How to Change the Way Unread Messages are Highlighted in Outlook

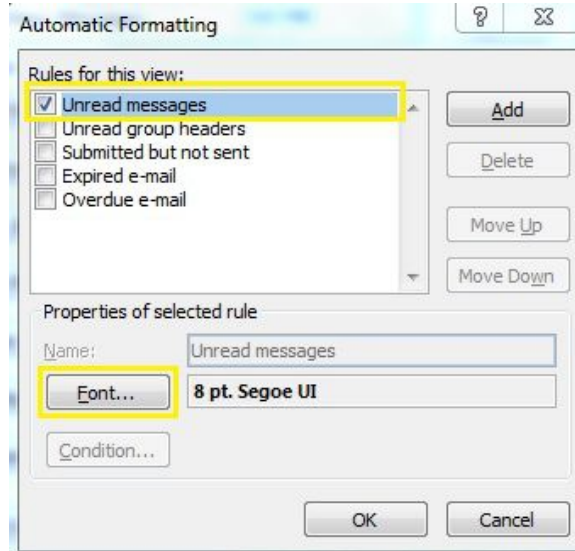
1. In Outlook menu, click **View > Current View > Customize Current View...** while you are in your Inbox.



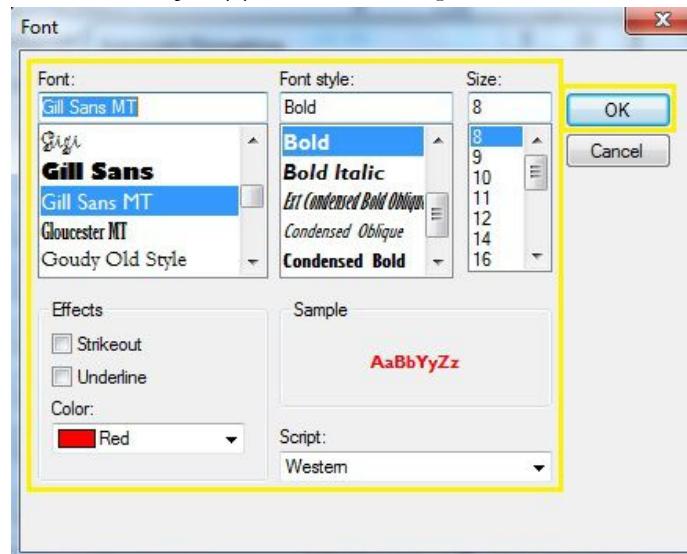
2. Click on **Automatic Formatting...** button



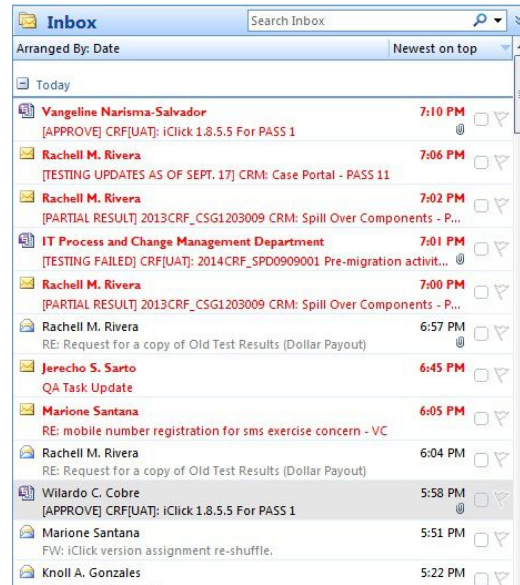
3. Select Unread messages and then click the Font... button



4. Specify your desired settings then click OK.



5. When you go back to your Inbox you will see that the changes are already applied.



We value your feedback. Please help us improve our ProductivI.T.y releases by filling out the "[Serbisyon Bida](#)" online survey form. You may also email your comments and suggestions to [ict-process@pjhuillier.com](mailto:ict-process@pjhuillier.com). [Click here](#) for back issues of ProductivI.T.y in MyLink.